

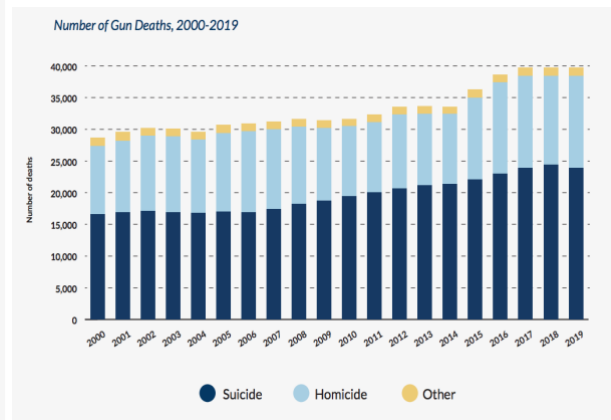
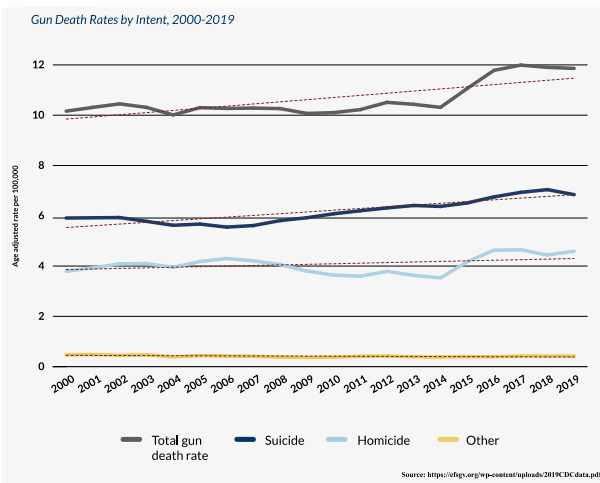
**Guns Control and Gun Rights Research in the US**

PurpleState Research and Analysis Department

Perspectives and Statistics from Research Organizations and Special Interest Groups

**The Educational Fund to Stop Gun Violence – Report on the 2019 CDC Gun Mortality Data**  
<https://efsgv.org/wp-content/uploads/2019CDCdata.pdf>

- In 2019, 39,707 people died from gun violence in the U.S. In the same year, 37,595 people died in car crashes.
- 2019 was the third consecutive year of nearly 40,000 gun deaths – an average of more than 100 per day.
- In 2019, 60.3% of all gun deaths were by suicide.
- Black males were more than twice as likely as White males to die by firearms in 2019.
- The largest single-year increase in the overall gun death rate was from 2014 to 2015. This same year, the homicide rate increased by 18%. The next year, it increased another 11%.
- More than 14,000 people were killed by firearm homicide in 2019, capping two decades during which more than 200,000 lives were lost to firearm homicide, more Americans than were lost in World War I and Vietnam combined.



**National Rifle Association Institute for Legislative Action**

<https://www.nraila.org/get-the-facts/>

- The congressionally mandated study of the assault weapon ban of 1994-2004 found that there was no impact on crime because the guns that were banned were not used as much in gun murders.
- Murder rates were 19.3% higher when the Federal assault weapon ban was in effect.
- Between 1991 and 2017, violent crime decreased 48% and murder rate decreased 46%, all while Americans bought 200 million new firearms.

- Since 1903, the earliest year of data available, the per capita rate of gun accident deaths has decreased 95 percent, from 3.1 to 0.14 deaths per 100,000 population.
- The claim that there are fewer motor vehicle accidental deaths than the grand total of firearm suicides, homicides, and accidental deaths is an “apples-to-oranges” comparison. In a direct comparison of solely accidents, motor vehicle accidental deaths outnumber firearm accidental deaths by 83 to 1.

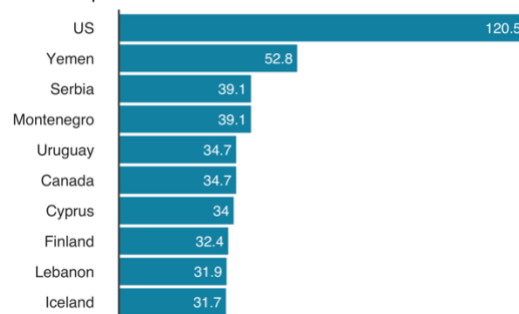
	Adults	Percent
Total Unintentional Fatal Injuries	167,127	100%
Drug Poisoning	58,908	35%
<b>Motor Vehicle Traffic</b>	<b>37,991</b>	<b>23%</b>
Fall	37,455	22%
Suffocation	6,701	4%
Drowning	3,710	2%
Non-Drug Poisoning	3,491	2%
Fire/Burn	3,064	2%
Natural/ Environmental	2,003	1%
Pedal Cyclist (Incl Motor Vehicle Traffic & Other)	1,024	0.61%
Struck by/ against	827	0.49%
Machinery	525	0.31%
<b>Firearm</b>	<b>458</b>	<b>0.27%</b>
Cut/ Piercing	147	0.09%

**BBC – America’s gun culture in charts, April, 8, 2021**  
<https://www.bbc.com/news/world-us-canada-4148808>

- By every estimate, the US has more guns than any other nation, with more than 390 million.

### Top 10 civilian gun-owning countries

Firearms per 100 residents

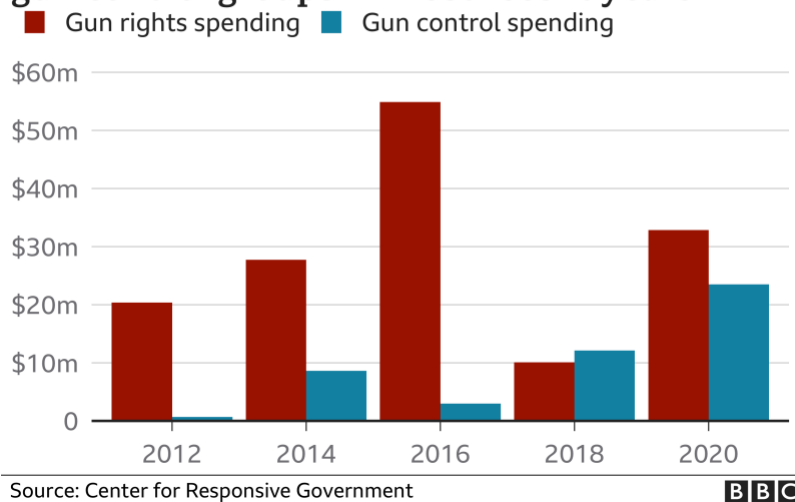


Source: Small Arms Survey 2018

BBC

- Killings involving a gun accounted for nearly three quarters of all homicides in the US in 2019. That's a larger proportion of homicides than in Canada, Australia, England and Wales, and many other countries.
- The 2017 Las Vegas attack was the worst mass shooting in recent US history, and eight of the shootings with the highest number of casualties happened within the past 10 years.
- Gallup polls suggest that a majority of Americans would like stricter laws covering the sale of firearms.
- The National Rifle Association (NRA) is among the most powerful special interest lobby groups in the US. It campaigns against gun control in the US and argues that more guns make the country safer.

## Gun rights groups have spent more than gun control groups in most recent years



### The Heritage Foundation – *Fact Sheet: Gun Violence*, March 12, 2018

([https://www.heritage.org/sites/default/files/2018-03/Gun%20Violence\\_1.pdf](https://www.heritage.org/sites/default/files/2018-03/Gun%20Violence_1.pdf))

- The 2011 homicide rate was almost half of the rate in 1991, and according to Pew Research, the 2013 gun-related death rate was half of the rate in 1993.
- Murders in the United States are very concentrated. According to the Crime Prevention Research Center, over 50% of murders occur in 2% of the nation's 3,142 counties.
- Most gun-related crimes are carried out with illegally owned firearms—as much as 80% according to some estimates.
- The FBI's Uniform Crime Reports show that the majority of gun-related homicides are perpetrated with handguns. Rifles account for less than 3% of gun-related homicides.
- More people are stabbed to death every year than are murdered with rifles.
- Switzerland and Israel have much higher gun ownership rates than the United States but experience far fewer homicides and have much lower violent crime rates than many European nations with strict gun control laws.